

OrcaVue XL - Platform Graphic Template

BLEED 47"


Any graphic that touches the Trim should be extended all the way out to the Bleed line to ensure a clean edge. The area between the Trim and Bleed will be cut off.

TRIM 46"

The final cut line and visible edge of the product after printing.
Tolerances are often +/- .5"


SAFETY 44.5"

The safe area for critical text and graphics. All important text, logos, images, etc must be kept within this area.




SIZE & RESOLUTION

Vector graphics are recommended to avoid pixelation. Rasterized graphics, must have an original resolution of at least 150 PPI. Scaling up images smaller than 150 PPI will result in pixelation.



TEXT

Text should always be vector for highest quality output. Fonts must be embedded or converted to outlines. Artwork with missing fonts will be rejected.



VISIBILITY

Only leave final artwork visible. If you don't want it to print, then it must be on a layer with the visibility turned off.



FORMAT

High resolution PDF, AI, or PSD files are strongly encouraged. JPG, TIF, or PNG files are accepted but discouraged. Files provided in other formats or with low resolution may be rejected.



ATTENTION

Photos and gradients cannot be color matched. OrcaVue will not be liable for any color shifts that may result from flattening or color conversion. OrcaVue will not be liable for any pixelation in rasterized graphics that do not meet the size guidelines.